

Australian
Select
Timbers®



REGENCY®
HARDWOOD

Hardwood Range



Hardwood Range

Regency Hardwood Range

At Australian Select Timbers, we pride ourselves in offering the best quality flooring solutions.

Our passion for quality ensures that only the finest timber and coatings are selected allowing us to provide an innovative, stylish yet elegant flooring solution every time.

The Regency Hardwood Range showcase our premium engineered Australian hardwood, bringing to you the option of 3 colours - Spotted Gum, Blackbutt and Smoked Spotted Gum.

Each specie in our Regency Hardwood Range has their own individual patterns formed by the natural knots, grains and gum vein, creating a stunning work of art when pieced together in any area.

Stylish, sustainable and simply beautiful, our Regency Hardwood Range of premium Australian colours and finishes provides the ideal flooring solution to transform any area into an astounding masterpiece.



Blackbutt (Regency Infinite)
1860mm x 189mm x 14mm



Smoked Spotted Gum (Regency Infinite)
1860mm x 189mm x 14mm

Regency Infinite (Hard Wax Oil Collection)

With today's ever evolving trends, Australian Select Timbers has created a stunning wax oil finish 189mm wide board, providing natural beauty while still having a protective layer to the surface.

A delicate technique using a wire brush is used to apply the wax oil to each board surface, so that when it is absorbed, the wax oil enhances the timber's natural colour, grain, texture and beauty.

Only using premium products, each board is hand coated using OSMO, a superior German wax oil, followed by a natural air-dry process that ensures the boards display a durable satin finish, promising a contemporary and stylish feel in any room.


While a variance in each board depicts the natural grooves and grains of the timber, when pieced together, our wax oil boards create a finish like no other.



Blackbutt

1860mm x 189mm x 14mm


- Wax Oil
- Wire Brushed
- Super Matte Finish
- Tongue & Groove



Spotted Gum

1860mm x 189mm x 14mm

- Wax Oil
- Wire Brushed
- Super Matte Finish
- Tongue & Groove



Smoked Spotted Gum

1860mm x 189mm x 14mm

- Wax Oil
- Wire Brushed
- Super Matte Finish
- Tongue & Groove

Unique Colour Finish

Australian Select Timbers proudly introduces a unique character finish for our native timber, Spotted Gum.

This unique technique enables us to produce a brand new look from a classic colour range, giving you more choice from a traditional colour.

NOTE: The swatches shown are for display purposes. For correct colours please refer to our actual samples or display floors in store.

Hardwood Range



Regency Imperial (UV Lacquer Matte Collection)

Our UV matte lacquer provides a smooth, clear finish allowing the timber to really show it's beauty.

Using superior German KLUMPP coating, allows for a high quality finish, while still retaining the natural beauty of the timber throughout the years.


Available in both Spotted Gum and Blackbutt, we have created the option for individuality and provided the choice of either the classic 125mm board or a contemporary 189mm wide board allowing options with today's trends.



Blackbutt

1860mm x 125mm x 14mm

- UV Lacquer
- Smooth Finish
- Super Matte Finish
- Tongue & Groove



Spotted gum

1860mm x 125mm x 14mm

- UV Lacquer
- Smooth Finish
- Super Matte Finish
- Tongue & Groove



Blackbutt

1860mm x 189mm x 14mm

- UV Lacquer
- Smooth Finish
- Super Matte Finish
- Tongue & Groove



Spotted gum

1860mm x 189mm x 14mm

- UV Lacquer
- Smooth Finish
- Super Matte Finish
- Tongue & Groove

NOTE: The swatches shown are for display purposes. For correct colours please refer to our actual samples or display floors in store.

Hardwood Range

Features

At Australian Select Timbers, our dedication to providing our customers with the highest quality products ensures customer satisfaction with a flooring solution that will withstand the test of time.

Our Regency Harwood range is constructed with 9 layers of hardwood plywood core by using multiple thin hardwood sheets that are arranged, glued and pressed with the grain running at right angles to the adjacent sheet.

The use of a Tongue and Groove joining system is one of the oldest methods used. It has proven stability and always comes through with being one of the best traditional joining methods.

By using the tongue and groove system and a hardwood ply core, this mechanism provides optimum stability as our floors are less likely to cup, twist and squeak with environmental changes and ensures for a smooth installation process

regardless of whether you choose to use the direct stick or floated method. However, we always recommend to direct stick as it provides our customers with confidence that their floor will be perfectly solid with minimum movement. The glue between the joins also acts as a sealant so that in an event where spillage occurs, water ingress is prevented.

We at Australian Select Timbers pride ourselves in only providing the best quality for our customers and with a Lifetime Structural Warranty, 20 Year Residential Wear Warranty and a 5 Year Commercial Warranty on the Regency Hardwood Range, you can rest easy that your engineered flooring will leave you nothing short of being completely satisfied, allowing you to enjoy the natural beauty of the timber throughout the years. (Please refer to our full warranty terms and conditions).



Care & Maintenance

Australian Select Timbers® brings you stylish, sustainable, sophisticated and simply beautiful floors. It's highly recommended to take care of your floor, to preserve the magnificent finish and quality presence. By following a few simple care and maintenance guidelines your floor will continue to be a thing of beauty for years to come.

Preventative Maintenance

- Installing good quality mats inside and outside of external doors to trap grit and remove moisture from shoes is a sensible precaution and will reduce the possibility of scratches.
- In high traffic areas or areas where spillage may occur the use of mats is recommended to give added protection.
- All furniture should have felt pads fitted to the base of legs or on other areas in contact with the floor to avoid scratches. On heavy furniture felt backed castors can be used if required.
- Avoid using wheeled chairs i.e. office furniture or ensure that a large good quality office mat is used to prevent indentations in the timber.
- Rubber based items e.g. the backing for matting, castors under furniture and rubber tipped furniture feet should not be in direct contact with the floor.
- Keep pet's nails trimmed to protect the floor from scratches.
- All timber reacts when exposed to direct sunlight and this may cause colour changes or fading. Curtains, blinds or UV resistant films on windows should be considered to reduce the exposure to direct sunlight and protect the flooring. Furniture and rugs should be moved occasionally so that the effect of sunlight on the floor is uniform.
- Any materials spilt on the floor should be wiped up immediately.
- Maintaining the temperature and humidity within a reasonably consistent range will keep the floor stable.

Cleaning

- Dry cleaning of the floor should be carried out regularly to remove loose dirt, grit and dust. Use a Bona Dusting pad or soft broom. If vacuum cleaning, the cleaning head must have a soft brush so as to not damage the floor.
- Use a Bona Spray Mop with Bona Wood Floor Cleaner to clean the floor surface when required; dry clean the floor first. Do not 'wet' mop the floor anytime as excessive amounts of water may cause damage.

Avoid the following

- Indentation from stilettos or spiked heeled shoes.
- Pulling or pushing furniture or other objects across the floor.
- Avoid using a steam mop, abrasive cleaning materials or harsh detergents / household cleaners on the floor. Using these cleaning methods / materials will harm the surface of the floor and may cause physical damage to the boards.
- Do not use solvents of any kind to clean the floor. Methylated Spirits, Turpentine or similar materials will damage the floor surface.

Important Note:

All Regency Hardwood® products with wax oil finish need to be re-oiled and maintained every 12 months for residential and 6 months for commercial to make sure the warranty will not be compromised. Please refer to our website www.asttimbers.com.au or contact your retailer for more information.



REGENCY®
HARDWOOD

Australian
Select
Timbers®

www.asttimbers.com.au

