

Australian
Select
Timbers®

COASTLINE

COLLECTION

European Oak
Engineered Flooring
Quality, Style, Affordability

Marlo

20 YEAR
Domestic Wear
Warranty

05 YEAR
Commercial Wear
Warranty

Life TIME
Structural Warranty

www.asttimbers.com.au



Staircase: Broome

COASTLINE COLLECTION

Quality and style at an affordable price

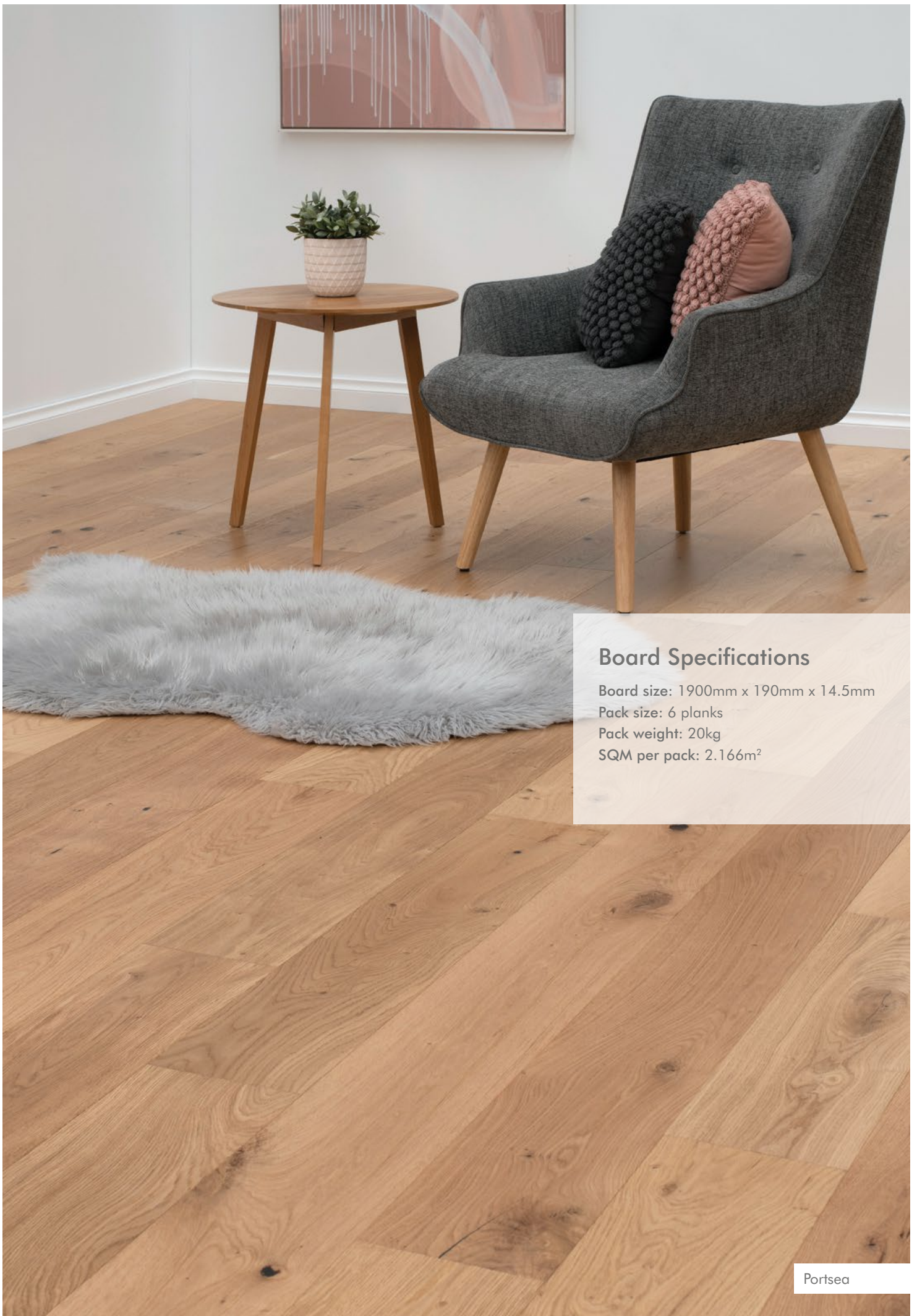
Coastline European Oak Engineered Flooring brings you the best of both worlds: a stylish timber look in a wide range of modern and classic colours to suit any home and environment, plus the durability and luxury of Engineered European Oak. Coastline Collection makes it easy for you to create the look you want, without the expense of traditional solid timber.

It is also very simple to maintain, just following a few care and maintenance guidelines, your home or workplace will stay beautiful for years to come.

20 YEAR
Domestic Wear
Warranty

05 YEAR
Commercial Wear
Warranty

Life TIME
Structural Warranty



Board Specifications

Board size: 1900mm x 190mm x 14.5mm

Pack size: 6 planks

Pack weight: 20kg

SQM per pack: 2.166m²

The Coastline Collection


Natural European Oak breathes, giving it a commonality with fine wine. It ages beautifully and becomes a source of enjoyment and pleasure for years to come.




T1 Portsea




T2 Torquay




T3 Black Rock



T4 Coogee



T5 Fraser




T6 Sorrento




T7 Noosa




T8 Byron



T9 Broome




T10 Marlo



T11 Bunbury

NEW



T12 Cairns

NEW

- ✓ Tongue & Groove
- ✓ UV Lacquer matte finish
- ✓ Nested Board in packs
- ✓ Suitable on Heated Slabs

20 YEAR
Domestic Wear
Warranty

05 YEAR
Commercial Wear
Warranty

Life TIME
Structural Warranty





Accessories

Stair Nosing

Create a seamless floor scheme with Coastline stair nosing. Available in the entire colour range, it delivers a single, beautiful finish across flat and stair surfaces.

Size: 2134 x 90 x 14.5mm
Profiles: Square edge



Broome

Scotia

Coastline solid timber scotia provides the perfect edge for a perfect finish. Matched to all colours, it's ideal for concealing expansion gaps.

Size: 1900 x 18 x 18mm



Portsea

Adjustable Trims

AST offers our high quality aluminium adjustable trims to finish of your floor space. Available in an array of colour finishes.

Available in: 15-20mm adjustable




Champagne

Select Underlay

Superior high density closed cell foam designed to exceed standard levels of thermal and acoustic protection, Select Underlay ensures optimal home or workplace comfort.

Available in: 2mm or 3mm EVA Foam



Select **Underlay**
Acoustic Underlay






Coogee




Portsea

Quality,
Style,
Affordability



Noosa



Marlo



Broome

Care & Maintenance

Australian Select Timbers® brings you stylish, sustainable, sophisticated and simply beautiful floors but taking care of them to preserve their magnificent finish and quality presence is a must. By following a few simple care and maintenance guidelines your floor will continue to be a thing of beauty for years to come.

Preventative Maintenance

- Installing good quality mats inside and outside of external doors to trap grit and remove moisture from shoes is a sensible precaution and will reduce the possibility of scratches.
- In high traffic areas or areas where spillage may occur the use of mats is recommended to give added protection.
- All furniture should have felt pads fitted to the base of legs or on other areas in contact with the floor to avoid scratches. On heavy furniture felt backed castors can be used if required.
- Avoid using wheeled chairs i.e. office furniture or ensure that a large good quality office mat is used to prevent indentations in the timber.
- Rubber based items e.g. the backing for matting, castors under furniture and rubber tipped furniture feet should not be in direct contact with the floor.
- Keep pet's nails trimmed to protect the floor from scratches.
- All timber reacts when exposed to direct sunlight and this may cause colour changes or fading. Curtains, blinds or UV resistant films on windows should be considered to reduce the exposure to direct sunlight and protect the flooring. Furniture and rugs should be moved occasionally so that the effect of sunlight on the floor is uniform.
- Any liquids spilt on the floor should be wiped up immediately.
- Maintaining the temperature and humidity within a reasonably consistent range will keep the floor stable.

Cleaning

- Dry cleaning of the floor should be carried out regularly to remove loose dirt, grit and dust. Use a Dusting pad or soft broom. If vacuum cleaning, the cleaning head must have a soft brush so as to not damage the floor.
- Use a Spray Mop with Wood Floor Cleaner to clean the floor surface when required; dry clean the floor first. Do not 'wet' mop the floor anytime as excessive amounts of water may cause damage.

Avoid the following

- Indentation from stilettos or spiked heels.
- Pulling or pushing furniture or other objects across the floor.
- Avoid using a steam mop, abrasive cleaning materials or harsh detergents / household cleaners on the floor. Using these cleaning methods / materials will harm the surface of the floor and may cause physical damage to the boards.
- Do not use solvents of any kind to clean the floor. Methylated Spirits, Turpentine or similar materials will damage the floor surface.

Take care of your floor

with AST cleaning products.

Ask your local retailer for more information.



Australian
Select
Timbers®

www.asttimbers.com.au